

## **Durable 50 72 105 128 200 288 Holes Black PS Plastic Garden Starter Plant Tray for Growing Seedlings**

### **XQA Starter Plant Tray**


---

- General moldes, used in vegetables, flowers, tobacco etc seeding
- Made from PS material, No-toxic and environment friendly
- Modified with special formula, strong flexibility and durability
- 0.4~1.5mm thickness are available
- Copy samples or make molds according to drawings are both available

### **XQA Series Seed Trays List**

---


Include 32 50 72 105 128 162 200 288 cells seed trays - [china plant tray for growing seedlings manufacturer](#)

**XQA32****Rooting channel & Plow groove**

|                 |                      |
|-----------------|----------------------|
| Item: Cell Tray | Capacity: 100cc/cell |
| Cell No.: 4×8   | Cells/sqm: 211       |
| Size: 540×280mm | Bottom Dia.: 7mm     |
| Height: 60mm    | Material: PS         |

**XQA50****Rooting channel & Plow groove**


|                 |                     |
|-----------------|---------------------|
| Item: Cell Tray | Capacity: 62cc/cell |
| Cell No.: 5×10  | Cells/sqm: 330      |
| Size: 540×280mm | Bottom Dia.: 7mm    |
| Height: 50mm    | Material: PS        |

**XQA72****Rooting channel & Plow groove**

|                 |                     |
|-----------------|---------------------|
| Item: Cell Tray | Capacity: 36cc/cell |
| Cell No.: 6×12  | Cells/sqm: 475      |
| Size: 540×280mm | Bottom Dia.: 7mm    |
| Height: 45mm    | Material: PS        |


**XQA105****Rooting channel & Plow groove**

|                 |                     |
|-----------------|---------------------|
| Item: Cell Tray | Capacity: 21cc/cell |
| Cell No.: 7×15  | Cells/sqm: 693      |
| Size: 540×280mm | Bottom Dia.: 7mm    |
| Height: 42mm    | Material: PS        |

**XQA128****Rooting channel & Plow groove**

|                 |                     |
|-----------------|---------------------|
| Item: Cell Tray | Capacity: 19cc/cell |
| Cell No.: 8×16  | Cells/sqm: 845      |
| Size: 540×280mm | Bottom Dia.: 7mm    |
| Height: 45mm    | Material: PS        |

### XQA162



### Rooting channel & Plow groove

|                 |                     |
|-----------------|---------------------|
| Item: Cell Tray | Capacity: 15cc/cell |
| Cell No.: 9×18  | Cells/sqm: 1071     |
| Size: 540×280mm | Bottom Dia.: 7mm    |
| Height: 44mm    | Material: PS        |

### XQA200



### Rooting channel & Plow groove

|                 |                     |
|-----------------|---------------------|
| Item: Cell Tray | Capacity: 12cc/cell |
| Cell No.: 10×20 | Cells/sqm: 1320     |
| Size: 540×280mm | Bottom Dia.: 7mm    |
| Height: 40mm    | Material: PS        |


### XQA 288




### Rooting channel & Plow groove

|                 |                    |
|-----------------|--------------------|
| Item: Cell Tray | Capacity: 7cc/cell |
| Cell No.: 12×24 | Cells/sqm: 1900    |
| Size: 540×280mm | Bottom Dia.: 6mm   |
| Height: 37mm    | Material: PS       |

## Yuyi Seed Trays Features




**Air Holes** - Air circulation up and down the cell tray keeps leaves dry and prevents disease



**Root Guide Groove** - The inner wall of the hole is conducive to the vertical growth of plant roots and prevents root entanglement



**Overflow Groove** - Keep the water balance in each cell and the plant grows neatly



**Cell Bottom Design** - The design of small grooves or bumps at the bottom can make the cell tray seep water quickly

## Seed Tray Manufacturing

---

From 3D drawing design, Mold carving, Plastic sheet extrusion, Vacuum Forming, Trimming, Drilling, to Packing, all processes are produced in our own factory. So, we are price terminator (the most competitive price in China).