


162 Cells Durable Cheap Plastic Tobacco Pepper Flower Plant Outdoor **[Seed Starting Supplies](#)**

XQA Series Seed Trays

- General moldes, used in vegetables, flowers, tobacco etc seeding
- Made from PS material, No-toxic and environment friendly
- Modified with special formula, strong flexibility and durability
- 0.4~1.5mm thickness are available
- Copy samples or make molds according to drawings are both available

XQA Series Seed Trays List


Include 32 50 72 105 128 162 200 288 cells seed trays

XQA32**Rooting channel & Plow groove**

Item: Cell Tray	Capacity: 100cc/cell
Cell No.: 4×8	Cells/sqm: 211
Size: 540×280mm	Bottom Dia.: 7mm
Height: 60mm	Material: PS

XQA50**Rooting channel & Plow groove**


Item: Cell Tray	Capacity: 62cc/cell
Cell No.: 5×10	Cells/sqm: 330
Size: 540×280mm	Bottom Dia.: 7mm
Height: 50mm	Material: PS

XQA72**Rooting channel & Plow groove**

Item: Cell Tray	Capacity: 36cc/cell
Cell No.: 6×12	Cells/sqm: 475
Size: 540×280mm	Bottom Dia.: 7mm
Height: 45mm	Material: PS


XQA105**Rooting channel & Plow groove**

Item: Cell Tray	Capacity: 21cc/cell
Cell No.: 7×15	Cells/sqm: 693
Size: 540×280mm	Bottom Dia.: 7mm
Height: 42mm	Material: PS

XQA128**Rooting channel & Plow groove**

Item: Cell Tray	Capacity: 19cc/cell
Cell No.: 8×16	Cells/sqm: 845
Size: 540×280mm	Bottom Dia.: 7mm
Height: 45mm	Material: PS

XQA162



Rooting channel & Plow groove

Item: Cell Tray	Capacity: 15cc/cell
Cell No.: 9×18	Cells/sqm: 1071
Size: 540×280mm	Bottom Dia.: 7mm
Height: 44mm	Material: PS


XQA200



Rooting channel & Plow groove

Item: Cell Tray	Capacity: 12cc/cell
Cell No.: 10×20	Cells/sqm: 1320
Size: 540×280mm	Bottom Dia.: 7mm
Height: 40mm	Material: PS


XQA 288




Rooting channel & Plow groove

Item: Cell Tray	Capacity: 7cc/cell
Cell No.: 12×24	Cells/sqm: 1900
Size: 540×280mm	Bottom Dia.: 6mm
Height: 37mm	Material: PS

Yuyi Seed Trays Features




Air Holes - Air circulation up and down the cell tray keeps leaves dry and prevents disease



Root Guide Groove - The inner wall of the hole is conducive to the vertical growth of plant roots and prevents root entanglement



Overflow Groove - Keep the water balance in each cell and the plant grows neatly



Cell Bottom Design - The design of small grooves or bumps at the bottom can make the cell tray seep water quickly

Seed Tray Manufacturing

From 3D drawing design, Mold carving, Plastic sheet extrusion, Vacuum Forming, Trimming, Drilling, to Packing, all processes are produced in our own factory. So, we are price terminator (the most competitive price in China).