

15 Plug Deep Large Cucumber Watermelon Plant Starting Seedling Seed Cell Trays For Sale


XQB Series Seed Trays

- General moldes, used in vegetables, flowers, tobacco etc seeding
- Made from PS material, No-toxic and environment friendly
- Modified with special formula, strong flexibility and durability
- 0.4~1.5mm thickness are available ([china 15 cell seed trays suppliers](#))
- Copy samples or make molds according to drawings are both available

XQB Series Seed Trays List

Include 15 21 50 72 98 105 128 200 [china seed cell trays for sale](#)

XQ15



Item: Cell Tray	Capacity: 400cc/cell
Cell No.: 3x5	Cells/sqm: 99
Size: 540x280mm	Bottom Dia.: 6mm
Height: 75mm	Material: PS

XQ21



Item: Cell Tray	Capacity: 140cc/cell
Cell No.: 3x7	Cells/sqm: 138
Size: 540x280mm	Bottom Dia.: 9mm
Height: 65mm	Material: PS

XQB50



Rooting channel & Plow groove

Item: Cell Tray	Capacity: 60cc/cell
Cell No.: 5x10	Cells/sqm: 475
Size: 540x280mm	Bottom Dia.: 7mm
Height: 50mm	Material: PS


XQB72



Rooting channel & Plow groove


Item: Cell Tray	Capacity: 38cc/cell
Cell No.: 6x12	Cells/sqm: 475
Size: 540x280mm	Bottom Dia.: 8mm
Height: 45mm	Material: PS

XQB72A



Item: Cell Tray	Capacity: 55cc/cell
Cell No.: 6x12	Cells/sqm: 475
Size: 540x280mm	Bottom Dia.: 8mm
Height: 57mm	Material: PS


XQB98



Rooting channel & Plow groove

Item: Cell Tray	Capacity: 24cc/cell
Cell No.: 7×14	Cells/sqm: 646
Size: 540×280mm	Bottom Dia.: 7mm
Height: 50mm	Material: PS


XQB105



Rooting channel & Plow groove

Item: Cell Tray	Capacity: 19cc/cell
Cell No.: 7×15	Cells/sqm: 693
Size: 540×280mm	Bottom Dia.: 6mm
Height: 42mm	Material: PS


XQB128



Rooting channel & Plow groove

Item: Cell Tray	Capacity: 19cc/cell
Cell No.: 8×16	Cells/sqm: 845
Size: 540×280mm	Bottom Dia.: 7mm
Height: 48mm	Material: PS

XQB128A




Item: Cell Tray	Capacity: 19cc/cell
Cell No.: 8×16	Cells/sqm: 845
Size: 540×280mm	Bottom Dia.: 7mm
Height: 42mm	Material: PS

XQB128B




Item: Cell Tray	Capacity: 20cc/cell
Cell No.: 8×16	Cells/sqm: 845
Size: 540×280mm	Bottom Dia.: 7mm
Height: 48mm	Material: PS

Yuyi Seed Trays Features




Air Holes - Air circulation up and down the cell tray keeps leaves dry and prevents disease



Root Guide Groove - The inner wall of the hole is conducive to the vertical growth of plant roots and prevents root entanglement



Overflow Groove - Keep the water balance in each cell and the plant grows neatly



Cell Bottom Design - The design of small grooves or bumps at the bottom can make the cell tray seep water quickly

Seed Tray Manufacturing

From 3D drawing design, Mold carving, Plastic sheet extrusion, Vacuum Forming, Trimming, Drilling, to Packing, all processes are produced in our own factory. So, we could provide competitive seedling tray price. Click [china cell seed trays manufacturers](#) for more seedling trays details.